

ORDINANCE NO. 4076

AN ORDINANCE OF THE CITY OF KIRKLAND ADOPTING THE BIENNIAL BUDGET FOR 2007-2008.

WHEREAS, the Kirkland City Council conducted a duly noticed public hearing on November 21, 2006, to take public comment with respect to the proposed Biennial Budget of the City of Kirkland for 2007-2008 and all persons wishing to be heard were heard; and

WHEREAS, the City Council finds that the proposed Biennial Budget for 2007-2008 reflects revenues and expenditures that are intended to ensure the provision of vital municipal services at acceptable levels;

NOW, THEREFORE, the City Council of the City of Kirkland do ordain as follows:

Section 1. The Biennial Budget of the City of Kirkland for 2007-2008, as set out in Exhibit "A" attached hereto and by this reference incorporated herein as though fully set forth, is hereby adopted as the Biennial Budget of the City of Kirkland for 2007-2008.

Section 2. In summary form, the totals of estimate revenues and appropriations for each separate fund and the aggregate totals for all such funds combined are as follows:


<u>Funds</u>	<u>Estimated Revenues</u>	<u>Appropriations</u>
General	107,829,861	107,829,861
Lodging Tax	390,814	390,814
Street Operating	8,867,461	8,867,461
Cemetery Operating	337,514	337,514
Parks Maintenance	1,959,973	1,959,973
Recreation Revolving	2,141,701	2,141,701
Facilities Maintenance	8,900,070	8,900,070
Contingency	3,193,826	3,193,826
Cemetery Improvement	550,473	550,473
Impact Fees	4,002,831	4,002,831
Park & Municipal Reserve	11,426,772	11,426,772
Off-Street Parking Reserve	69,564	69,564
Tour Dock	93,211	93,211
Street Improvement	2,600,998	2,600,998
Grant Control Fund	285,873	285,873
Excise Tax Capital Improvement	21,888,649	21,888,649
Limited General Obligation Bonds	4,966,356	4,966,356
Unlimited General Obligation Bonds	3,256,779	3,256,779
L.I.D. Control	7,361	7,361
General Capital Projects	16,332,109	16,332,109
Grant Capital Projects	3,968,636	3,968,636

Water/Sewer Operating	38,218,307	38,218,307
Water/Sewer Debt Service	3,756,868	3,756,868
Utility Capital Projects	13,129,385	13,129,385
Surface Water Management	11,636,958	11,636,958
Surface Water Capital Projects	7,986,988	7,986,988
Solid Waste	17,062,870	17,062,870
Equipment Rental	12,262,223	12,262,223
Information Technology	9,841,040	9,841,040
Firefighter's Pension	1,381,860	1,381,860
	<hr/>	<hr/>
	318,347,331	318,347,331


Section 3. This ordinance shall be in force and effect five days from and after its passage by the Kirkland City Council and publication, as required by law.

Passed by majority vote of the Kirkland City Council in open meeting this 12th day of December, 2006.


Signed in authentication thereof this 12th day of December, 2006.


MAYOR

Attest:


City Clerk

Approved as to Form:


City Attorney

CITY OF KIRKLAND
REVISED 2007-2008 BUDGET OVERVIEW: BY FUND TYPE/FUND

General Government Operating Funds

Fund	2005-2006 Budget*	2007-2008 Budget	Percent Change
<i>General Fund</i>			
010 General	95,197,625	107,829,861	13.27%
<i>Special Revenue Funds</i>			
112 Lodging Tax	377,463	390,814	3.54%
117 Street Operating	8,150,265	8,867,461	8.80%
122 Cemetery Operating	311,728	337,514	8.27%
125 Parks Maintenance	1,784,151	1,959,973	9.85%
126 Recreation Revolving	1,850,967	2,141,701	15.71%
127 Facilities Maintenance	8,435,301	8,900,070	5.51%
Total Special Revenue Funds	20,909,875	22,597,533	8.07%
<i>Internal Service Funds</i>			
521 Equipment Rental	12,247,352	12,262,223	0.12%
522 Information Technology	8,598,001	9,841,040	14.46%
Total Internal Service Funds	20,845,353	22,103,263	6.03%
Total General Government Operating Funds	136,952,853	152,530,657	11.37%

General Government Non-Operating Funds

Fund	2005-2006 Budget*	2007-2008 Budget	Percent Change
<i>Special Revenue Funds</i>			
152 Contingency	2,357,321	3,193,826	35.49%
154 Cemetery Improvement	493,195	550,473	11.61%
156 Impact Fees	3,456,512	4,002,831	15.81%
157 Park & Municipal Reserve	10,802,759	11,426,772	5.78%
158 Off-Street Parking Reserve	84,564	69,564	-17.74%
159 Tour Dock	210,913	93,211	-55.81%
170 Street Improvement	3,091,247	2,600,998	-15.86%
188 Grant Control Fund	437,001	285,873	-34.58%
190 Excise Tax Capital Improvement	14,018,435	21,888,649	56.14%
Total Special Revenue Funds	34,951,947	44,112,197	26.21%

* 2005-2006 Budget as of June 30, 2006 excluding 2004 carryovers and other miscellaneous one-time adjustments.

CITY OF KIRKLAND
REVISED 2007-2008 BUDGET OVERVIEW: BY FUND TYPE/FUND

General Government Non-Operating Funds (Continued)

Fund	2005-2006 Budget*	2007-2008 Budget	Percent Change
<i>Debt Service Funds</i>			
210 LTGO Debt Service	3,287,354	4,966,356	51.07%
220 UTGO Debt Service	3,236,949	3,256,779	0.61%
230 LID Control	16,221	7,361	-54.62%
Total Debt Service Funds	6,540,524	8,230,496	25.84%
<i>Capital Projects Funds</i>			
310 General Capital Projects	19,384,424	16,332,109	-15.75%
320 Grant Capital Projects	13,844,535	3,968,636	-71.33%
Total Capital Projects Funds	33,228,959	20,300,745	-38.91%
<i>Trust Funds</i>			
620 Firefighter's Pension	1,146,129	1,381,860	20.57%
Total Trust Funds	1,146,129	1,381,860	20.57%
Total General Government Non-Op Funds	75,867,559	74,025,298	-2.43%

Water/Sewer Utility Funds

Fund	2005-2006 Budget*	2007-2008 Budget	Percent Change
<i>Operating Fund</i>			
411 Water/Sewer Operating	35,331,607	38,218,307	8.17%
Total Operating Fund	35,331,607	38,218,307	8.17%
<i>Non-Operating Funds</i>			
412 Water/Sewer Debt Service	3,728,096	3,756,868	0.77%
413 Utility Capital Projects	14,449,916	13,129,385	-9.14%
Total Non-Operating Funds	18,178,012	16,886,253	-7.11%
Total Water/Sewer Utility Funds	53,509,619	55,104,560	2.98%

* 2005-2006 Budget as of June 30, 2006 excluding 2004 carryovers and other miscellaneous one-time adjustments.

CITY OF KIRKLAND
REVISED 2007-2008 BUDGET OVERVIEW: BY FUND TYPE/FUND

Surface Water Utility Funds

Fund	2005-2006 Budget*	2007-2008 Budget	Percent Change
<i>Operating Fund</i>			
421 Surface Water Management	9,710,508	11,636,958	19.84%
Total Operating Fund	9,710,508	11,636,958	19.84%
<i>Non-Operating Fund</i>			
423 Surface Water Capital Projects	3,608,588	7,986,988	121.33%
Total Non-Operating Funds	3,608,588	7,986,988	121.33%
Total Surface Water Utility Funds	13,319,096	19,623,946	47.34%

Solid Waste Utility Fund

Fund	2005-2006 Budget*	2007-2008 Budget	Percent Change
<i>Operating Fund</i>			
431 Solid Waste Utility	15,549,923	17,062,870	9.73%
Total Operating Fund	15,549,923	17,062,870	9.73%
Total Solid Waste Utility Fund	15,549,923	17,062,870	9.73%
TOTAL ALL FUNDS	295,199,050	318,347,331	7.84%

* 2005-2006 Budget as of June 30, 2006 excluding 2004 carryovers and other miscellaneous one-time adjustments.