

ORDINANCE O-4883

AN ORDINANCE OF THE CITY OF KIRKLAND AMENDING SECTION 16.12.030 OF THE KIRKLAND MUNICIPAL CODE TO CHANGE SOLID WASTE COLLECTION RATES FOR 2025 AND 2026.

1 The City Council of the City of Kirkland do ordain as follows:
2

3 Section 1. Section 16.12.030 of the Kirkland Municipal Code
4 ("KMC"), as last amended by Ordinance No. O-4817 §1 (2022), is
5 hereby further amended to read as follows, with new text shown in
6 underline and deleted text shown in ~~strikethrough~~:
7

8 **16.12.030 Collection rates.**
9

10 The rates to be charged for solid waste collection service in the city shall
11 be as follows:
12

13 (1) Residential.
14

| 15 A. | Single-Family | Per Month Rate | |
|-------|----------------------------------|--------------------|--------------------|
| 16 | | | |
| 17 | Monthly Service | <u>2025</u> | <u>2026</u> |
| 18 | | | |
| 19 | 35-gallon cart | <u>12.90</u> | <u>13.65</u> |
| 20 | | | |
| 21 | Weekly Service | | |
| 22 | | | |
| 23 | 10-gallon mini cart | <u>15.98</u> | <u>16.90</u> |
| 24 | | | |
| 25 | 20-gallon mini cart | <u>31.92</u> | <u>33.77</u> |
| 26 | | | |
| 27 | 35-gallon cart | <u>49.70</u> | <u>52.57</u> |
| 28 | | | |
| 29 | 64-gallon cart | <u>90.85</u> | <u>96.11</u> |
| 30 | | | |
| 31 | 96-gallon cart | <u>136.28</u> | <u>144.16</u> |
| 32 | | | |
| 33 | 32-gallon | <u>9.24</u> | <u>9.67</u> |
| 34 | Equivalent "extra" | | |
| 35 | | | |
| 36 | Extra Yard Debris Service | | |
| 37 | | | |
| 38 | 96-gallon cart | <u>28.72</u> | <u>30.38</u> |
| 39 | | | |
| 40 | 32-gallon container | <u>7.77</u> | <u>8.05</u> |
| 41 | | | |

42 As stated in Section ~~16.12.025~~ 5.90.050, the solid waste rate to be
43 charged to a qualified low-income ~~senior citizen single-family residential~~
44 customer shall be sixty percent of the rate set forth in Section 16.12.030
45 (1)(A).
46

47 One gray yard waste cart and one blue recycling cart is provided to
 48 each customer at no extra charge. The contractor will charge a fee for
 49 additional yard waste receptacles above the first set provided. The
 50 contractor will provide a 35- or 96-gallon recycling cart on request to
 51 new residents and those residents needing less or additional capacity
 52 than provided by the default 64-gallon recycling cart.

| | | | |
|----|--|--------------------|--------------------|
| 53 | | | |
| 54 | B. Miscellaneous Service | | |
| 55 | Fees | 2025 | 2026 |
| 56 | | | |
| 57 | Return Trip | <u>37.58</u> | <u>39.76</u> |
| 58 | | Per Occurrence | |
| 59 | | | |
| 60 | Drive-in Charge | <u>17.07</u> | <u>18.05</u> |
| 61 | | | |
| 62 | Redelivery Fee (carts) | <u>51.29</u> | <u>54.25</u> |
| 63 | | Per Occurrence | |
| 64 | | | |
| 65 | Carry-out Surcharge | <u>10.22</u> | <u>10.81</u> |
| 66 | | per month | |
| 67 | | | |
| 68 | C. On-Call Bulky Waste Collection | | |
| 69 | Fees (Per Occurrence – Per Item) | <u>2025</u> | <u>2026</u> |
| 70 | | | |
| 71 | Appliances | <u>36.04</u> | <u>37.30</u> |
| 72 | | | |
| 73 | Refrigerator/Freezer | <u>\$48.05</u> | <u>49.73</u> |
| 74 | | | |
| 75 | Sofa | <u>36.04</u> | <u>37.30</u> |
| 76 | | | |
| 77 | Chair | <u>36.04</u> | <u>37.30</u> |
| 78 | | | |
| 79 | Mattress or box springs | <u>36.04</u> | <u>37.30</u> |
| 80 | | | |
| 81 | Tire: Auto/light truck | N/A | N/A |
| 82 | | | |
| 83 | Tire: Bus/heavy truck | N/A | N/A |
| 84 | | | |
| 85 | Tire: Additional for rims or wheels | N/A | N/A |
| 86 | | | |
| 87 | Miscellaneous, per cubic yard | <u>188.10</u> | <u>198.98</u> |
| 88 | | | |
| 89 | D. Temporary Container Service | <u>2025</u> | <u>2026</u> |
| 90 | | | |
| 91 | Temp. 2-yard container | <u>147.93</u> | <u>156.48</u> |
| 92 | | | |
| 93 | Daily rent | <u>3.44</u> | <u>3.64</u> |
| 94 | | | |
| 95 | Delivery fee | <u>129.96</u> | <u>137.47</u> |
| 96 | | | |
| 97 | Temp. 4-yard container | <u>187.55</u> | <u>198.40</u> |

| | | | |
|-----|----------------------------------|--------------------|--------------------|
| 98 | | | |
| 99 | Daily rent | <u>4.29</u> | <u>4.54</u> |
| 100 | | | |
| 101 | Delivery fee | <u>129.96</u> | <u>137.47</u> |
| 102 | | | |
| 103 | Temp. 6-yard container | <u>225.80</u> | <u>238.86</u> |
| 104 | | | |
| 105 | Daily rent | <u>5.11</u> | <u>5.41</u> |
| 106 | | | |
| 107 | Delivery fee | <u>129.96</u> | <u>137.47</u> |
| 108 | | | |
| 109 | Temp. 100-yard container | <u>7,369.32</u> | <u>7,795.54</u> |
| 110 | | | |
| 111 | (2) Multifamily and Commercial | | |
| 112 | | | |
| 113 | A. Carts | | |
| 114 | | | |
| 115 | Weekly Service | <u>2025</u> | <u>2026</u> |
| 116 | | | |
| 117 | 20-gallon mini cart | <u>31.92</u> | <u>33.77</u> |
| 118 | | | |
| 119 | 35-gallon cart | <u>49.70</u> | <u>52.57</u> |
| 120 | | | |
| 121 | 64-gallon cart | <u>90.85</u> | <u>96.11</u> |
| 122 | | | |
| 123 | 96-gallon cart | <u>136.28</u> | <u>144.16</u> |
| 124 | | | |
| 125 | 32-gallon equivalent "extra" | <u>9.24</u> | <u>9.67</u> |
| 126 | | | |
| 127 | B. Miscellaneous Services | | |
| 128 | (Per Event) | <u>2025</u> | <u>2026</u> |
| 129 | | | |
| 130 | Return Trip | <u>65.23</u> | <u>69.53</u> |
| 131 | | | |
| 132 | Carry-out service | | |
| 133 | (per container, | | |
| 134 | per 25 feet) | <u>14.17</u> | <u>15.10</u> |
| 135 | | | |
| 136 | Redelivery | <u>91.82</u> | <u>97.87</u> |
| 137 | | | |
| 138 | Roll-out container | <u>14.17</u> | <u>15.10</u> |
| 139 | | | |
| 140 | Unlock container | <u>4.10</u> | <u>4.37</u> |
| 141 | | | |
| 142 | Gate opening | <u>7.28</u> | <u>7.76</u> |
| 143 | | | |
| 144 | Pressure washing (per yard) | <u>43.47</u> | <u>46.34</u> |

| 145 | C. | Comm. MF Uncompacted | | |
|-----|----|-----------------------------------|--------------------|--------------------|
| 146 | | | | |
| 147 | | Containers | <u>2025</u> | <u>2026</u> |
| 148 | | | | |
| 149 | | 1 Cubic Yard Uncompacted | | |
| 150 | | | | |
| 151 | | 1 pickup/week/container | <u>149.72</u> | <u>159.59</u> |
| 152 | | | | |
| 153 | | 2 pickups/week/container | <u>288.90</u> | <u>307.95</u> |
| 154 | | | | |
| 155 | | 3 pickups/week/container | <u>428.15</u> | <u>456.38</u> |
| 156 | | | | |
| 157 | | 4 pickups/week/container | <u>567.36</u> | <u>604.77</u> |
| 158 | | | | |
| 159 | | 5 pickups/week/container | <u>706.55</u> | <u>753.14</u> |
| 160 | | | | |
| 161 | | 6 pickups/week/container | <u>845.78</u> | <u>901.55</u> |
| 162 | | | | |
| 163 | | 1.5 Cubic Yard Uncompacted | | |
| 164 | | | | |
| 165 | | 1 pickup/week/container | <u>189.91</u> | <u>202.44</u> |
| 166 | | | | |
| 167 | | 2 pickups/week/container | <u>367.50</u> | <u>391.74</u> |
| 168 | | | | |
| 169 | | 3 pickups/week/container | <u>545.07</u> | <u>581.01</u> |
| 170 | | | | |
| 171 | | 4 pickups/week/container | <u>722.66</u> | <u>770.31</u> |
| 172 | | | | |
| 173 | | 5 pickups/week/container | <u>900.20</u> | <u>959.56</u> |
| 174 | | | | |
| 175 | | 6 pickups/week/container | <u>1,077.92</u> | <u>1,149.00</u> |
| 176 | | | | |
| 177 | | 2 Cubic Yard Uncompacted | | |
| 178 | | | | |
| 179 | | 1 pickup/week/container | <u>229.77</u> | <u>244.92</u> |
| 180 | | | | |
| 181 | | 2 pickups/week/container | <u>443.31</u> | <u>472.54</u> |
| 182 | | | | |
| 183 | | 3 pickups/week/container | <u>657.37</u> | <u>700.72</u> |
| 184 | | | | |
| 185 | | 4 pickups/week/container | <u>871.33</u> | <u>928.79</u> |
| 186 | | | | |
| 187 | | 5 pickups/week/container | <u>1,085.38</u> | <u>1,156.95</u> |
| 188 | | | | |
| 189 | | 6 pickups/week/container | <u>1,301.32</u> | <u>1,387.13</u> |
| 190 | | | | |
| 191 | | 3 Cubic Yard Uncompacted | | |
| 192 | | | | |
| 193 | | 1 pickup/week/container | <u>304.42</u> | <u>324.49</u> |
| 194 | | | | |
| 195 | | 2 pickups/week/container | <u>591.32</u> | <u>630.31</u> |

| | | | |
|-----|---------------------------------|-----------------|-----------------|
| 196 | | | |
| 197 | 3 pickups/week/container | <u>878.20</u> | <u>936.11</u> |
| 198 | | | |
| 199 | 4 pickups/week/container | <u>1,165.09</u> | <u>1,241.92</u> |
| 200 | | | |
| 201 | 5 pickups/week/container | <u>1,451.98</u> | <u>1,547.72</u> |
| 202 | | | |
| 203 | 6 pickups/week/container | <u>1,738.93</u> | <u>1,853.60</u> |
| 204 | | | |
| 205 | 4 Cubic Yard Uncompacted | | |
| 206 | | | |
| 207 | 1 pickup/week/container | <u>380.24</u> | <u>405.31</u> |
| 208 | | | |
| 209 | 2 pickups/week/container | <u>770.46</u> | <u>821.26</u> |
| 210 | | | |
| 211 | 3 pickups/week/container | <u>1,099.78</u> | <u>1,172.30</u> |
| 212 | | | |
| 213 | 4 pickups/week/container | <u>1,459.57</u> | <u>1,555.81</u> |
| 214 | | | |
| 215 | 5 pickups/week/container | <u>1,819.31</u> | <u>1,939.28</u> |
| 216 | | | |
| 217 | 6 pickups/week/container | <u>2,179.13</u> | <u>2,322.82</u> |
| 218 | | | |
| 219 | 6 Cubic Yard Uncompacted | | |
| 220 | | | |
| 221 | 1 pickup/week/container | <u>529.76</u> | <u>564.69</u> |
| 222 | | | |
| 223 | 2 pickups/week/container | <u>1,035.15</u> | <u>1,103.41</u> |
| 224 | | | |
| 225 | 3 pickups/week/container | <u>1,540.80</u> | <u>1,642.40</u> |
| 226 | | | |
| 227 | 4 pickups/week/container | <u>2,046.37</u> | <u>2,181.30</u> |
| 228 | | | |
| 229 | 5 pickups/week/container | <u>2,551.88</u> | <u>2,720.15</u> |
| 230 | | | |
| 231 | 6 pickups/week/container | <u>3,057.46</u> | <u>3,259.07</u> |
| 232 | | | |
| 233 | 8 Cubic Yard Uncompacted | | |
| 234 | | | |
| 235 | 1 pickup/week/container | <u>678.34</u> | <u>723.07</u> |
| 236 | | | |
| 237 | 2 pickups/week/container | <u>1,329.59</u> | <u>1,417.26</u> |
| 238 | | | |
| 239 | 3 pickups/week/container | <u>1,980.89</u> | <u>2,111.51</u> |
| 240 | | | |
| 241 | 4 pickups/week/container | <u>2,632.20</u> | <u>2,805.77</u> |
| 242 | | | |
| 243 | 5 pickups/week/container | <u>3,283.47</u> | <u>3,499.98</u> |
| 244 | | | |
| 245 | 6 pickups/week/container | <u>3,934.79</u> | <u>4,194.25</u> |
| 246 | | | |

| | | | |
|-----|-------------------------------------|--------------------|--------------------|
| 247 | "Extra" Uncompacted | | |
| 248 | Cubic Yard | <u>40.59</u> | <u>43.26</u> |
| 249 | | | |
| 250 | D. Comm./MF Compacted | | |
| 251 | Containers (Weekly Pulls) | <u>2025</u> | <u>2026</u> |
| 252 | | | |
| 253 | 1 cubic yard container | <u>378.86</u> | <u>403.85</u> |
| 254 | | | |
| 255 | 1.5 cubic yard container | <u>526.66</u> | <u>561.39</u> |
| 256 | | | |
| 257 | 2 cubic yard container | <u>673.44</u> | <u>717.85</u> |
| 258 | | | |
| 259 | 3 cubic yard container | <u>962.30</u> | <u>1,025.75</u> |
| 260 | | | |
| 261 | 4 cubic yard container | <u>1,252.26</u> | <u>1,334.83</u> |
| 262 | | | |
| 263 | 6 cubic yard container | <u>2,680.61</u> | <u>2,857.37</u> |
| 264 | | | |
| 265 | E. Comm./MF Yard Debris | | |
| 266 | (Per Month) | <u>2025</u> | <u>2026</u> |
| 267 | | | |
| 268 | 96-gallon cart (weekly collection) | <u>21.93</u> | <u>23.37</u> |
| 269 | | | |
| 270 | 2 cubic yard container (weekly) | <u>168.37</u> | <u>179.47</u> |
| 271 | | | |
| 272 | Extra cubic yard | <u>52.39</u> | <u>55.84</u> |
| 273 | | | |
| 274 | Extra yard debris 32-gallon can | <u>7.77</u> | <u>8.28</u> |
| 275 | | | |
| 276 | F. Roll-off Container Rental | | |
| 277 | Permanent Noncompacted | | |
| 278 | Service (Per Month) | <u>2025</u> | <u>2026</u> |
| 279 | | | |
| 280 | 10 cubic yard container | <u>72.69</u> | <u>75.23</u> |
| 281 | | | |
| 282 | 15 cubic yard container | <u>84.78</u> | <u>87.75</u> |
| 283 | | | |
| 284 | 20 cubic yard container | <u>109.02</u> | <u>112.84</u> |
| 285 | | | |
| 286 | 25 cubic yard container | <u>121.58</u> | <u>125.84</u> |
| 287 | | | |
| 288 | 30 cubic yard container | <u>133.26</u> | <u>137.93</u> |
| 289 | | | |
| 290 | 40 cubic yard container | <u>145.37</u> | <u>150.45</u> |
| 291 | | | |
| 292 | G. Roll-off Container Rental | | |
| 293 | Temporary Noncompacted | | |
| 294 | Service (Per Month) | <u>2025</u> | <u>2026</u> |
| 295 | | | |
| 296 | 10 cubic yard container | <u>84.90</u> | <u>87.88</u> |
| 297 | | | |

| | | | |
|-----|--|--------------------|--------------------|
| 298 | 15 cubic yard container | <u>96.82</u> | <u>100.20</u> |
| 299 | | | |
| 300 | 20 cubic yard container | <u>111.48</u> | <u>115.38</u> |
| 301 | | | |
| 302 | 25 cubic yard container | <u>126.13</u> | <u>130.55</u> |
| 303 | | | |
| 304 | 30 cubic yard container | <u>138.35</u> | <u>143.19</u> |
| 305 | | | |
| 306 | 40 cubic yard container | <u>162.17</u> | <u>167.85</u> |
| 307 | | | |
| 308 | (3) Comm./MF Drop-Box Collection (Per Haul) | | |
| 309 | | | |
| 310 | A. Noncompacted Service | <u>2025</u> | <u>2026</u> |
| 311 | 10 cubic yard container | <u>237.52</u> | <u>245.83</u> |
| 312 | | | |
| 313 | 15 cubic yard container | <u>237.52</u> | <u>245.83</u> |
| 314 | | | |
| 315 | 20 cubic yard container | <u>237.52</u> | <u>245.83</u> |
| 316 | | | |
| 317 | 25 cubic yard container | <u>237.52</u> | <u>245.83</u> |
| 318 | | | |
| 319 | 30 cubic yard container | <u>237.52</u> | <u>245.83</u> |
| 320 | | | |
| 321 | 40 cubic yard container | <u>237.52</u> | <u>245.83</u> |
| 322 | | | |
| 323 | B. Compacted Service | <u>2025</u> | <u>2026</u> |
| 324 | | | |
| 325 | 10 cubic yard container | <u>260.56</u> | <u>269.68</u> |
| 326 | | | |
| 327 | 15 cubic yard container | <u>260.56</u> | <u>269.68</u> |
| 328 | | | |
| 329 | 20 cubic yard container | <u>260.56</u> | <u>269.68</u> |
| 330 | | | |
| 331 | 25 cubic yard container | <u>260.56</u> | <u>269.68</u> |
| 332 | | | |
| 333 | 30 cubic yard container | <u>260.56</u> | <u>269.68</u> |
| 334 | | | |
| 335 | 40 cubic yard container | <u>260.56</u> | <u>269.68</u> |
| 336 | | | |
| 337 | C. Temporary | <u>2025</u> | <u>2026</u> |
| 338 | | | |
| 339 | 10 cubic yard container | <u>239.83</u> | <u>248.22</u> |
| 340 | | | |
| 341 | 15 cubic yard container | <u>239.83</u> | <u>248.22</u> |
| 342 | | | |
| 343 | 20 cubic yard container | <u>239.83</u> | <u>248.22</u> |
| 344 | | | |
| 345 | 25 cubic yard container | <u>239.83</u> | <u>248.22</u> |
| 346 | | | |
| 347 | 30 cubic yard container | <u>239.83</u> | <u>248.22</u> |
| 348 | | | |

| | | | |
|-----|---|--------------------|--------------------|
| 349 | 40 cubic yard container | <u>239.83</u> | <u>248.22</u> |
| 350 | | | |
| 351 | Delivery Fee – | | |
| 352 | all Temp Customers | <u>181.69</u> | <u>188.05</u> |
| 353 | | | |
| 354 | D. Additional Services | <u>2025</u> | <u>2026</u> |
| 355 | | | |
| 356 | Additional mileage charge for hauls to other sites | | |
| 357 | | | |
| 358 | Charge per mile | <u>9.69</u> | <u>10.03</u> |
| 359 | | | |
| 360 | Return Trip | <u>84.78</u> | <u>87.75</u> |
| 361 | | | |
| 362 | Solid drop-box lid | | |
| 363 | charge per month | <u>84.78</u> | <u>87.75</u> |
| 364 | | | |
| 365 | Pressure washing | | |
| 366 | (per yard) | <u>19.40</u> | <u>20.08</u> |
| 367 | | | |
| 368 | Stand-by time | | |
| 369 | (per minute) | <u>4.85</u> | <u>5.02</u> |
| 370 | | | |
| 371 | Hourly Rates | | |
| 372 | | | |
| 373 | Rear/side load packer and driver | <u>254.35</u> | <u>263.25</u> |
| 374 | | | |
| 375 | Front load packer and driver | <u>254.35</u> | <u>263.25</u> |
| 376 | | | |
| 377 | Drop-box truck and driver | <u>254.35</u> | <u>263.25</u> |
| 378 | | | |
| 379 | Additional labor (per person) | <u>121.16</u> | <u>125.40</u> |
| 380 | | | |

(4) Wherever detachable containers are used having a capacity for which a rate has not been established, the director of Public Works is authorized to establish a rate for such container, which shall be consistent with the ratio of the container capacity to rate charged for the rate herein established.

(5) In addition to the collection rates established in subsections (1), (2) and (3) of this section, there shall be included a hazardous waste charge adopted by King County Board of Health.

Section 2. Effective Dates of Rates.

A. The garbage rates set forth in No. O-4817 (2022), which is amended by this ordinance, shall remain in force and effect until the new rates set forth in this ordinance go into effect.

B. The 2025 rates established in this ordinance shall go into effect and become the rates to be charged as of January 1, 2025.


400 C. The 2026 rates established in this ordinance shall go into effect
401 and become the rates to be charged as of January 1, 2026.
402

403 Section 3. If any provision of this ordinance or its application to
404 any person or circumstance is held invalid, the remainder of the
405 ordinance, or the application of the provision to other persons or
406 circumstances is not affected.
407


408 Section 4. This ordinance shall be in force and effect five days
409 from and after its passage by the Kirkland City Council and publication
410 in the summary form attached to the original of this ordinance and by
411 this reference approved by the City Council.
412

413 Passed by majority vote of the Kirkland City Council in open
414 meeting this 15th day of October, 2024.
415


416 Signed in authentication thereof this 15th day of October, 2024.



Kelli Curtis, Mayor

Attest:


Elizabeth Adkisson, Acting City Clerk

Approved as to Form:


Darcey Eilers, City Attorney

Publication Date: October 21, 2024

PUBLICATION SUMMARY
OF ORDINANCE NO. O-4883

AN ORDINANCE OF THE CITY OF KIRKLAND AMENDING SECTION 16.12.030 OF THE KIRKLAND MUNICIPAL CODE TO CHANGE SOLID WASTE COLLECTION RATES FOR 2025 AND 2026.

1 SECTION 1. Amends Section 16.12.030 of the Kirkland
2 Municipal Code by amending solid waste collection rates.
3

4 SECTION 2. Provides an effective date for the rates.
5

6 SECTION 3. Provides a severability clause for the ordinance.
7

8 SECTION 4. Authorizes publication of the ordinance by
9 summary, which summary is approved by the City Council pursuant to
10 Section 1.08.017 Kirkland Municipal Code and establishes the effective
11 date as five days after publication of summary.
12

13 The full text of this Ordinance will be mailed without charge to
14 any person upon request made to the City Clerk for the City of Kirkland.
15 The Ordinance was passed by the Kirkland City Council at its meeting
16 on the 15th day of October, 2024.
17

18 I certify that the foregoing is a summary of Ordinance O-4883
19 approved by the Kirkland City Council for summary publication.



Elizabeth Adkisson, Acting City Clerk