

ORDINANCE NO. 3628

AN ORDINANCE OF THE CITY COUNCIL OF THE CITY OF KIRKLAND FINDING THE EXISTENCE OF FUNDS IN EXCESS OF ANTICIPATED REVENUES DURING THE BUDGETARY PERIOD COMMENCING JANUARY 1, 1998, AND AUTHORIZING THE EXPENDITURE OF SAME.

BE IT ORDAINED by the City Council of the City of Kirkland as follows:

Section 1. The Kirkland City Council finds that the following sums so indicated are estimated to be received and are in excess of anticipated revenues estimated:

REVENUES

A. CURRENT EXPENSE

| | |
|----------------------------|------------|
| 1. Other Financing Sources | \$ 681,017 |
| Subtotal | \$ 681,017 |

B. STREET OPERATING FUND

| | |
|----------------------------|-----------|
| 1. Other Financing Sources | \$ 72,009 |
| Subtotal | \$ 72,009 |

C. RECREATION REVOLVING

| | |
|----------------------------|-----------|
| 1. Other Financing Sources | \$ 16,500 |
| Subtotal | \$ 16,500 |

D. FACILITIES MAINTENANCE

| | |
|----------------------------|-----------|
| 1. Other Financing Sources | \$ 85,750 |
| Subtotal | \$ 85,750 |

E. GRANT CONTROL FUND

| | |
|------------------------------|------------|
| 1. Intergovernmental Revenue | \$ 263,981 |
| Subtotal | \$ 263,981 |

F. GENERAL CAPITAL PROJECTS

| | |
|----------------------------|--------------|
| 1. Other Financing Sources | \$ 3,583,455 |
| Subtotal | \$ 3,583,455 |

G. GRANT CAPITAL PROJECTS

| | |
|------------------------------|--------------|
| 1. Intergovernmental Revenue | \$ 686,695 |
| 2. Other Financing Sources | \$ 3,125,873 |
| Subtotal | \$ 3,812,568 |

| | | | |
|----|------------------------------|-----------|-------------------------|
| H. | WATER/SEWER OPERATING | | |
| 1. | Other Financing Sources | \$ | 108,893 |
| | Subtotal | \$ | 108,893 |
| I. | WATER/SEWER CAPITAL PROJECTS | | |
| 1. | Other Financing Sources | \$ | 978,468 |
| | Subtotal | \$ | 978,468 |
| J. | DATA PROCESSING FUND | | |
| 1. | Other Financing Sources | \$ | 58,000 |
| | Subtotal | \$ | 58,000 |
| | TOTAL RESOURCES: | \$ | <u>9,660,641</u> |

From said excess revenues and funds, the following expenditures during the 1998 budget period are authorized:

EXPENDITURES

| | | | |
|----|----------------------------|----|---------|
| A. | CURRENT EXPENSE | | |
| 1. | Supplies | \$ | 3,450 |
| 2. | Other Services and Charges | | 562,229 |
| 3. | Governmental Services | | 31,750 |
| 4. | Capital Outlay | | 83,588 |
| | Subtotal | \$ | 681,017 |
| B. | STREET OPERATING FUND | | |
| 1. | Supplies | \$ | 12,698 |
| 2. | Other Services and Charges | | 54,243 |
| 3. | Capital Outlay | | 5,068 |
| | Subtotal | \$ | 72,009 |
| C. | RECREATION REVOLVING | | |
| 1. | Other Services and Charges | \$ | 1,500 |
| 2. | Capital Outlay | | 15,000 |
| | Subtotal | \$ | 16,500 |
| D. | FACILITIES MAINTENANCE | | |
| 1. | Other Services and Charges | \$ | 8,750 |
| 2. | Capital Outlay | | 77,000 |
| | Subtotal | \$ | 85,750 |

E. GRANT CONTROL FUND

| | | |
|-------------------------------|----|----------------|
| 1. Supplies | \$ | 350 |
| 2. Other Services and Charges | | 49,168 |
| 3. Governmental Services | | 7,708 |
| 4. Capital Outlay | | <u>206,755</u> |
| Subtotal | \$ | 263,981 |

F. GENERAL CAPITAL PROJECTS

| | | |
|-------------------------------|----|------------------|
| 1. Supplies | \$ | 1,142 |
| 2. Other Services and Charges | | 454,699 |
| 3. Governmental Service | | 34,054 |
| 4. Capital Outlay | | <u>3,093,560</u> |
| Subtotal | \$ | 3,583,455 |

G. GRANT CAPITAL PROJECTS

| | | |
|-------------------------------|----|------------------|
| 1. Supplies | \$ | 1,718 |
| 2. Other Services and Charges | | 609,236 |
| 3. Governmental Services | | 195,315 |
| 4. Capital Outlay | | <u>3,006,299</u> |
| Subtotal | \$ | 3,812,568 |

H. WATER/SEWER OPERATING

| | | |
|-------------------------------|----|---------------|
| 1. Other Services and Charges | \$ | 30,000 |
| 2. Capital Outlay | | <u>78,893</u> |
| Subtotal | \$ | 108,893 |

I. WATER/SEWER CAPITAL PROJECTS

| | | |
|-------------------------------|----|----------------|
| 1. Supplies | \$ | 3,158 |
| 2. Other Services and Charges | | 175,076 |
| 3. Governmental Services | | 41,105 |
| 4. Capital Outlay | | <u>759,129</u> |
| Subtotal | \$ | 978,468 |

J. DATA PROCESSING


| | | |
|-------------------------------|----|---------------|
| 1. Other Services and Charges | \$ | <u>58,000</u> |
| Subtotal | \$ | 58,000 |

TOTAL EXPENDITURES: \$ 9,660,641

Section 2. This Ordinance shall be in force and effect five days from and after its passage by the Kirkland City Council and posting or publication, as required by law.


PASSED by majority vote of the Kirkland City Council in regular open session this 17th day of March, 1998.

ADOPTED by a majority vote of the Kirkland City Council in regular open session on the 17th day of March, 1998.




Mayor

Attest:



City Clerk

Approved as to form:



City Attorney