

ORDINANCE NO. 3447

AN ORDINANCE OF THE CITY OF KIRKLAND, WASHINGTON,
ADOPTING THE BUDGET FOR THE YEAR 1995.

WHEREAS, a public hearing to consider the proposed budget for the City of Kirkland for the year 1995 was duly and properly held on November 22, 1994, all in accordance with law; and

Whereas, following said hearing the City Council did approve and authorize such adjustments and changes as it deemed it necessary and proper and determined the allowances in each item, department, classification and fund;

NOW, THEREFORE, BE IT ORDAINED by the City Council of the City of Kirkland as follows:

Section 1. The budget for the City of Kirkland in the form and content as attached to the original copy of this ordinance is by this reference adopted and approved as the budget for the year 1995.

Section 2. In summary form, the totals of estimated revenues and appropriations for each separate fund and the aggregate totals for all such funds combined are as follows:


<u>FUNDS</u>	<u>ESTIMATED REVENUES</u>	<u>APPROPRIATIONS</u>
Current Expense	22,780,093	22,780,093
Street Operating	2,556,325	2,556,325
Arterial Street	835,612	835,612
Cemetery Operating	65,000	65,000
Sanitation	5,804,489	5,804,489
Interest Revolving	655,019	655,019
Recreation Revolving	380,526	380,526
Facilities Maintenance	1,746,210	1,746,210
Parking Operations	37,091	37,091
Contingency	315,077	315,077
Cemetery Improvement	161,116	161,116
Park & Municipal Reserve	8,150,485	8,150,485
Off-Street Parking Reserve	10,831	10,831
Tour Dock	32,369	32,369
Business Improvement District	10,052	10,052
Grant Control Fund	756,453	756,453
Park Reserve for Open Space	91,140	91,140
Excise Tax Capital Improvement	2,362,878	2,362,878
L.I.D. Control	45,179	45,179
L.I.D. Guarantee	389,202	389,202
1985 G.O. Refunding	298,907	298,907
1989 Service Center Limited G.O.	194,240	194,240
1991 Unlimited G.O. Refunding	163,169	163,169
1991 Limited G.O. Refunding	228,010	228,010
1993 Unlimited G.O. Refunding	279,632	279,632
1993 Limited G.O. Refunding	189,843	189,843
1993B Limited G.O.	429,867	429,867
1992 Unlimited G.O.	217,994	217,994

<u>FUNDS</u>	<u>ESTIMATED REVENUES</u>	<u>APPRO- PRIATIONS</u>
1994 Unlimited G.O.	76,724	76,724
1994 Limited G.O.	484,749	484,749
1994 Cemetery Improvement L.T.G.O.	23,365	23,365
1989 Parks G.O.	328,424	328,424
1977 G.O.	167,712	167,712
General Capital Projects	4,150,510	4,150,510
Grant Capital Projects	1,959,741	1,959,741
L.I.D. Construction	492,663	492,663
1994 Unlimited G.O. Construction	515,798	515,798
Street Improvement	1,509,334	1,509,334
Water/Sewer Operating	8,562,429	8,562,429
Utility Capital Projects	3,717,700	3,717,700
Water/Sewer Construction	1,674,626	1,674,626
1992 W/S Bond Construction	130,000	130,000
Revolving Public Works Trust Loan	2,586,134	2,586,134
1987 W/S Bond	341,258	341,258
1990 W/S Revenue Bonds	338,376	338,376
1992 W/S Refunding & Rev Bonds	816,936	816,936
Equipment Rental	3,559,467	3,559,467
Data Processing	357,806	357,806
Firemen's Pension	<u>664,268</u>	<u>664,268</u>
	81,644,829	81,644,829

Section 3. This ordinance shall be in force and take effect five days from and after its passage by the Council and posting or publication as required by law.


PASSED by the City Council in special regular session on the 13th day of December, 1994.

SIGNED in authentication thereof on the 13th day of December, 1994.




Mayor

Attest:



City Clerk

Approved as to form:



City Attorney

WAFBGT/BDGT-ORD/12-5-94/MB:ct

**CITY OF KIRKLAND
1995 BUDGET**

0-3447

Dept/Fund	1994 Approved Budget*	1995 Basic Budget**	Service Packages and Outside Agencies	1995 Total Budget	% Change
<u>CURRENT EXPENSE</u>					
Nondepartmental	864,827	1,655,017	9,500	1,664,517	92.47%
City Council	154,460	150,870	6,990	157,860	2.20%
City Manager	418,987	435,209	35,000	470,209	12.23%
City Attorney	404,500	410,270	0	410,270	1.43%
Library	500,000	0	0	0	-100.00%
Parks and Rec.	2,504,274	2,506,139	226,419	2,732,558	9.12%
Public Works	1,418,336	1,454,632	7,439	1,462,071	3.08%
Admin. & Finance	2,537,813	2,411,669	125,361	2,537,030	-0.03%
Planning	1,403,203	1,293,579	87,239	1,380,818	-1.60%
Police	5,748,748	5,735,789	232,645	5,968,434	3.82%
Fire and Building	5,621,303	5,849,981	146,345	5,996,326	6.67%
Total Current Expense	21,576,451	21,903,155	876,938	22,780,093	5.58%
<u>OTHER OPERATING</u>					
Street Operating	2,559,017	2,444,125	112,200	2,556,325	-0.11%
Arterial Street	539,162	835,612	0	835,612	54.98%
Cemetery Operating	62,591	65,000	0	65,000	3.85%
Sanitation	5,474,000	5,804,489	0	5,804,489	6.04%
Interest Revolving	727,753	655,019	0	655,019	-9.99%
Recreation Revolving	389,013	378,526	2,000	380,526	-2.18%
Facilities Maintenance	1,577,576	1,611,210	135,000	1,746,210	10.69%
Parking Operations	0	37,091	0	37,091	--
Water/Sewer Operating	7,347,763	8,385,134	177,295	8,562,429	16.53%
Equipment Rental	3,962,572	3,559,467	0	3,559,467	-10.17%
Data Processing	0	308,721	49,085	357,806	--
Total Other Funds	22,639,447	24,084,394	475,580	24,559,974	8.48%
TOTAL OPERATING	44,215,898	45,987,549	1,352,518	47,340,067	7.07%
NON-OPERATING	59,141,308	33,805,301	0	34,304,762	-42.00%
TOTAL 1995 BUDGET	103,357,206	79,792,850	1,352,518	81,644,829	-21.01%

*Approved budget as of June 30, 1994

**Reflects minor adjustments within funds made after publication of preliminary budget document

06-Dec-94

95opsum

CITY OF KIRKLAND
 1995 BUDGET
 ANALYSIS OF CHANGE

0-3447

	Current Expense	Other Operating Funds	Total Operating
1994 Budget	21,576,451	22,639,477	44,215,928
1995 Basic Budget	21,903,155	24,084,394	45,987,549
<i>Cumulative Per Cent Change</i>	<i>1.51%</i>	<i>6.38%</i>	<i>4.01%</i>
Service Packages:			
Ongoing Costs	359,329	137,730	497,059
<i>Cumulative Per Cent Change</i>	<i>3.18%</i>	<i>6.99%</i>	<i>5.13%</i>
One-Time Costs	475,292	337,850	813,142
<i>Cumulative Per Cent Change</i>	<i>5.38%</i>	<i>8.48%</i>	<i>6.97%</i>
Outside Agencies	42,317	0	42,317
Total Budget	22,780,093	24,559,974	47,340,067
<i>Cumulative Per Cent Change</i>	<i>5.58%</i>	<i>8.48%</i>	<i>7.07%</i>

**CITY OF KIRKLAND
1995 BUDGET
SERVICE PACKAGE REQUESTS**

CURRENT EXPENSE FUND

Description	Service Type	Dept. Request		City Council Recommended			
		FTE	Amount	FTE	Amount	Funding	Comments
CITY COUNCIL							
Citizen Survey	Project		11,050		0	--	
Human Services Per Capita Increase	Service		41,900		41,900	Taxes	
City Council Communications Equipment	Capital		2,800		2,800	Cash Fwd	
Total City Council		0.00	55,750	0.00	44,700		
CITY MANAGER							
Departmental Organization Analysis	Service		35,000		35,000	Taxes	
Kirkland Municipal Code Update	Project		6,000		6,000	Cash Fwd	
Volunteer Coordinator	Service	1.00	57,428	0.00	20,000	Cash Fwd	Part-time Contract Pilot Project
Total City Manager		1.00	98,428	0.00	61,000		
FIRE AND BUILDING							
Emergency Operations Center Equipment	Capital		24,783		24,783	Cash/Fire Dist	
Fire Sta. Roofs and Earthquake Mitigation	Capital		88,166		88,166	Cash/Fire Dist	
Houghton Fire Sta. - Nat. Gas Conversion	Capital		33,396		33,396	Cash/Fire Dist	
Class A Foam	Capital		25,898		0	--	Do in 1996
Electrical Inspection Services	Service	2.00	121,332	0.00	0	--	
Forbes Creek Fire Station Staffing	Service	12.00	739,181	0.00	0	--	
Total Fire and Building		14.00	1,032,756	0.00	146,345		

0-3447

**CITY OF KIRKLAND
1995 BUDGET
SERVICE PACKAGE REQUESTS**

CURRENT EXPENSE FUND

Description	Service Type	Dept. Request		City Council Recommended			
		FTE	Amount	FTE	Amount	Funding	Comments
POLICE							
Canine Patrol Vehicle	Capital		27,392		17,070	Crim Just Res	
Traffic Vehicle	Capital		43,307		43,307	Crim Just Res	
Hostage Telephone System	Capital		2,800		2,800	Crim Just Res	
Microfilm Reader/Printer	Capital		9,000		9,000	Crim Just Res	
Records Storage/Shelving	Capital		1,000		1,000	Crim Just Res	
Property Room Improvements	Capital		10,400		10,400	Crim Just Res	
Broadcast FAX Machine	Capital		1,000		1,000	Crim Just Res	
Training and Fitness Equipment	Capital		20,250		10,000	CJ Res/Grant	
Patrol Sergeant and Vehicle	Service	1.00	111,434	0.00	0	--	
Police Officers (5) and Vehicles (3)	Service	5.00	414,168	0.00	0	--	
Police Support Officers	Service	3.00	110,742	2.00	61,523	Taxes	Budget for 10 mos; hire only
Crime Analyst	Service	1.00	55,154	1.00	41,468	Taxes	after review of Police
Communications Technicians	Service	2.00	84,184	1.00	35,077	Taxes	Organization Study
Total Police		12.00	890,831	4.00	232,645		
PLANNING AND COMMUNITY DEVELOPMENT							
Neighborhood Gateway Signs	Service		18,000		12,000	Taxes	Two signs
Departmental Copier	Capital		6,800		6,800	Cash Fwd	
Public Information Computer and Printer	Capital		4,439		4,439	Cash Fwd	
Concurrency Management Program	Project		40,000		40,000	Cash Fwd	GMA Requirement
Planning Information Specialist	Service	1.00	48,000	0.00	24,000	Cash Fwd	6 mos. Temporary Project for GMA
Total Planning and Community Development		1.00	117,239	0.00	87,289		

0 - 3447

**CITY OF KIRKLAND
1995 BUDGET
SERVICE PACKAGE REQUESTS**

CURRENT EXPENSE FUND

Description	Service Type	Dept. Request		City Council Recommended			
		FTE	Amount	FTE	Amount	Funding	Comments
PUBLIC WORKS - ENGINEERING							
Cellular Phones	Capital		3,000		3,000	Cash Fwd	
Public Information Computer Workstation	Capital		4,439		4,439	Cash Fwd	
Project Engineer	Service	1.00	62,996	0.00	0	--	Review Mid-Year
Total Public Works - Engineering		1.00	70,435	0.00	7,439		
ADMINISTRATION AND FINANCE							
Customer Service Video Test	Capital		6,500		6,500	Cash Fwd	
Cost of Service/Fee Study -- Phase II	Project		10,000		10,000	Cash Fwd	
Track File System	Capital		14,000		14,000	Cash Fwd	
Automatic Folder/Inserter	Capital		6,500		6,500	Cash Fwd	
Secretary to Director	Service	1.00	52,190	0.00	0	--	Review .50 FTE Mid-Year
Financial Analyst	Service	1.00	62,361	1.00	62,361	Taxes	
Mail Clerk/Courier	Service	0.40	8,587	0.00	0	--	
Total Administration and Finance		2.40	160,138	1.00	99,361		

**CITY OF KIRKLAND
1995 BUDGET
SERVICE PACKAGE REQUESTS**

CURRENT EXPENSE FUND

Description	Service Type	Dept. Request		City Council Recommended			
		FTE	Amount	FTE	Amount	Funding	Comments
PARKS AND RECREATION							
Purchase and Upgrade Computers	Capital		26,892		26,892	Cash Fwd	
NKCC Air Conditioning	Capital		10,000		10,000	Cash Fwd	
Specialized Recreation Program Develop.	Service		7,500		7,500	Taxes/Fees	New Program
Senior Center Van Wheelchair Lift	Capital		13,200		0	--	Under Review
Mower Upgrade	Capital		6,000		6,000	Cash Fwd	
Repair/Realign Lights at P. Kirk Park	Project		10,000		10,000	Cash Fwd	
Basketball Court at N. Kirk. Commun. Ctr.	Capital		15,000		15,000	Cash Fwd	
Contracted Maintenance Service	Service		45,000		0	--	Increased Level of Service
Environmental Analysis - Everest Pk Trees	Project		5,000		5,000	Cash Fwd	
Parks Concession/Vending Analysis	Project		10,000		5,000	Cash Fwd	
Juanita Bay Pk Volunteer Ranger Support	Capital		4,800		4,800	Cash Fwd	
Pea Patch Feasibility - Hoverson Property	Project		3,200		3,200	Cash Fwd	
Community Youth Services Coordinator	Service	1.00	62,500	1.00	62,500	Taxes	
Groundskeeper and Vehicle	Service	1.00	57,132	0.00	0		Review Mid-Year after Org Study
Total Parks and Recreation		2.00	276,224	1.00	155,892		
TOTAL CURRENT EXPENSE FUND		33.40	2,701,801	6.00	834,621		

FUNDING RECAP - CURRENT EXPENSE FUND	
Taxes	359,329
Fire District #41	43,904
Cash (Resources Forward)	336,811
Criminal Justice Reserve	88,977
AWC Benefit Trust Grant	5,600

0-3447

**CITY OF KIRKLAND
1995 BUDGET
SERVICE PACKAGE REQUESTS**

OTHER OPERATING FUNDS

Description	Service Type	Dept. Request		City Council Recommended			
		FTE	Amount	FTE	Amount	Funding	Comments
PUBLIC WORKS – WATER/SEWER OPERATING							
Contracted Utility Accounting Support	Service		14,219		14,219	Rates	
Lift Crane for Sewer Utility Vehicle	Capital		3,000		3,000	Cash Fwd	
Desktop Radio Telephones	Capital		1,500		0	--	
Vehicles for Water Crew (2)	Capital		45,000		45,000	Cash Fwd	
Water System Leak Detection Contract	Project		5,000		5,000	Cash Fwd	
Compactor	Capital		2,500		2,500	Cash Fwd	
Water Comprehensive Plan (Phase I)	Project		75,000		75,000	Cash Fwd	
Laborer – Sewer Utility	Service	1.00	32,576	1.00	32,576	Rates	Implement Sewer Master Plan
Total Public Works – Water/Sewer Operating		1.00	178,795	1.00	177,295		

PUBLIC WORKS – STREET OPERATING							
Asphalt Patching Box	Capital		25,000		25,000	Cash Fwd	
Self- Storing Ashpalt Tarp	Capital		3,000		3,000	Cash Fwd	
Laser Printer	Capital		1,000		1,000	Cash Fwd	
Gas Powered Pole Saw	Capital		1,000		1,000	Cash Fwd	
Public Information Signs	Capital		2,200		2,200	Cash Fwd	
Bridge Evaluation	Project		30,000		30,000	Cash Fwd	
Pedestrian Paths and Walkways	Capital		45,000		50,000	Cash/Paths Res	
Laborer – Street Maintenance	Service	1.00	32,576	0.00	0	--	
Total Public Works – Street Operating		1.00	139,776	0.00	112,200		

ADMINISTRATION AND FINANCE – FACILITIES MAINTENANCE							
City Hall Furnishings	Capital		65,000		65,000	City Hall Res	
Fixed Asset Inventory	Project		25,000		25,000	Cash Fwd	
Facilities Maintenance Tech & Vehicle	Service	1.00	71,381	0.00	45,000	Rents	Contract Out; Review Mid-Year
Total Admin and Finance – Facilities Maint.		1.00	161,381	0.00	135,000		

0-3447

**CITY OF KIRKLAND
1995 BUDGET
SERVICE PACKAGE REQUESTS**

OTHER OPERATING FUNDS

Description	Service Type	Dept. Request		City Council Recommended			
		FTE	Amount	FTE	Amount	Funding	Comments
ADMINISTRATION AND FINANCE – DATA PROCESSING							
Computer Projection Unit	Capital		5,350		0	--	
Training Computers Memory Upgrades	Capital		3,150		3,150	Rates	
Technical Support Specialist	Service	1.00	45,935	1.00	45,935	Rates	For Public Safety Systems
Total Admin and Finance – Data Processing		1.00	54,435	1.00	49,085		
ADMINISTRATION AND FINANCE – EQUIPMENT RENTAL							
Computerized Vehicle Alignment System	Capital		16,700		0	--	
Total Admin and Finance – Equipment Rental		0.00	16,700	0.00	0		
RECREATION REVOLVING							
Portable Electronic Scoreboard	Capital		2,000		2,000	Cash Fwd	
Total Parks and Recreation – Rec. Revolving		0.00	2,000	0.00	2,000		

0-3447

CITY OF KIRKLAND
1995 BUDGET
OUTSIDE AGENCY REQUESTS

Agency	1994 Approved	1995 Requested	1995 Recommended
Kirkland Community Youth Task Force	\$8,750	---	---
East King County Convention and Visitors Bureau	\$5,000	\$6,650	\$5,000
Washington State Dept. of Fisheries Emergency Fry Program	\$12,500	---	---
Lake Washington Ecological Study	\$0	---	---
Economic Development Council	\$4,170	\$4,190	\$4,190
Human Services Roundtable	\$6,627	\$6,627	\$6,627
Kirkland Downtown Association Jazz Festival	--	\$7,500	\$5,000
Amenities Program	\$12,000	\$20,000	\$17,000
King County Housing Partnership	\$500	---	---
DWI Victims Panel	---	\$1,200	\$1,200
			Use Human Service Emergency Fund 1995
Kirkland Heritage Society	--	\$2,000	\$2,000
Marymoor Museum	\$2,500	Pending	\$2,500
Total	\$52,047	\$48,167	\$43,517

**CITY OF KIRKLAND
1995 BUDGET
CURRENT EXPENSE FUND REVENUE ANALYSIS**

	1994 Budget	1994 Estimate	1995 Budget	% Change from Budget
Taxes				
Sales				
General Sales Tax	7,000,000	8,000,000	7,828,467	11.84%
Criminal Justice	500,000	559,982	500,000	0.00%
Property	4,520,207	4,475,004	4,766,683	5.45%
Utility	3,346,325	3,568,052	3,420,000	2.20%
Other	<u>83,250</u>	<u>93,678</u>	<u>85,500</u>	2.70%
Subtotal Taxes	15,449,782	16,696,716	16,600,650	7.45%
Licenses and Permits				
Building/Structural	337,300	407,718	413,997	22.74%
Business and Other	<u>94,850</u>	<u>96,164</u>	<u>96,530</u>	1.77%
Subtotal Lic/Permits	432,150	503,882	510,527	18.14%
Intergovernmental Revenue	1,599,772	1,833,546	1,490,013	-6.86%
Charges for Service	2,441,175	2,415,172	2,484,190	1.76%
Fines and Forfeits	500,000	473,724	470,575	-5.89%
Miscellaneous	<u>124,606</u>	<u>175,223</u>	<u>65,350</u>	-47.55%
Subtotal Revenues	20,547,485	22,098,263	21,621,305	5.23%
Other Sources				
Interfund Transfers	260,510	290,710	321,977	23.59%
Resources Forward	<u>768,456</u>	<u>1,426,436</u>	<u>836,811</u>	8.90%
Total All Resources	21,576,451	23,815,409	22,780,093	5.58%

The Current Expense Fund budget is balanced by recognizing new income anticipated for the coming year (Revenue) and other resources such as cash balances carried forward from the prior year (Resources Forward) and internal transfers from other funds (Interfund Transfers).

**CITY OF KIRKLAND
1995 BUDGET
NON-OPERATING FUNDS**

The Non-Operating portion of the budget is composed of three distinct sections defined as follows:

SPECIAL REVENUE AND RESERVE FUNDS

Special Revenue Funds are used to account for revenues that are dedicated for specific purposes either through statute or Council policy. Reserve Funds are used to accumulate resources for future projects, expenses, or contingencies. With the exception of the Park and Municipal Reserve and Contingency Funds, all resources of the following funds are dedicated to the specific purposes for which they were established. The Contingency Fund can be used for any emergency purpose designated by Council. The Park and Municipal Reserve is actually composed of many sub-accounts, many of which are dedicated for specific purposes such as Criminal Justice or Drug Seizure funds. The Park and Municipal Reserve also contains two Council policy reserves - the General Operating Reserve (the City's "rainy day fund") and the General Capital Projects Reserve.

Fund Description.	Purpose				Total
	Capital	Reserve	Debt	Other	
152 Contingency		315,077			315,077
154 Cemetery Improvement		137,751	23,365		161,116
157 Park & Municipal Reserve	619,235	7,416,450		114,800	8,150,485
158 Off-Street Parking Reserve		10,831			10,831
159 Tour Dock		28,467		3,902	32,369
161 Business Improvement District				10,052	10,052
188 Grant Control Fund	368,548			387,905	756,453
189 Park Reserve for Open Space		91,140			91,140
190 Excise Tax Capital Improvement	1,231,700	1,131,178			2,362,878
680 Firemen's Pension		639,268		25,000	664,268
<i>Subtotal Special Revenue and Reserve Funds</i>	<i>2,219,483</i>	<i>9,770,162</i>	<i>23,365</i>	<i>541,659</i>	<i>12,554,669</i>

0-3447

**CITY OF KIRKLAND
1995 BUDGET
NON-OPERATING FUNDS**

DEBT SERVICE FUNDS

Debt Service Funds account for the accumulation of resources and the payment of long-term debt. Reserves are required in General Obligation Bond Funds to assure that adequate cash is available to make debt payments early in the year before all revenue is received. Utility debt funds are required to have a reserve equivalent to the highest annual debt service payment for each issue. The Public Works Trust Loan Fund provides for loan repayment as well as acknowledging the receipt of loan proceeds which are subsequently transferred to Capital Project Funds for expenditure.

Fund Description	Purpose				Total
	Capital	Reserve	Debt	Other	
249 L.I.D. Control		3,519	41,660		45,179
253 L.I.D. Guarantee		389,202			389,202
268 1985 G.O. Refunding		84,989	213,918		298,907
269 Service Center Debt:		20,000	174,240		194,240
270 1991 Unlimited Refunding:		23,581	139,588		163,169
271 1991 Limited Refunding:		60,150	167,860		228,010
272 1993 Unlimited Refunding		20,794	258,838		279,632
273 1993 Limited Refunding		46,365	143,478		189,843
274 1993B Limited G.O.		218,267	211,600		429,867
275 1992 Unlimited G.O.		12,846	205,148		217,994
276 1994 Public Safety Unlimited G.O.		15,739	60,985		76,724
277 1994 Public Facilities Limited G.O.			484,749		484,749
278 1994 Cemetery Limited G.O.			23,365		23,365
280 1989 Park G.O. Bond		41,494	286,930		328,424
282 1977 G.O. Bond		36,568	131,144		167,712
485 Public Works Trust Loan Fund	2,288,003		298,131		2,586,134
494 1987 W/S Bond		199,388	141,870		341,258
495 1990 W/S Revenue Bonds		207,796	130,580		338,376
496 1992 W/S Refunding & Rev Bonds		432,080	384,856		816,936
<i>Subtotal Debt Service Funds</i>	<i>2,288,003</i>	<i>1,812,778</i>	<i>3,498,940</i>	<i>0</i>	<i>7,599,721</i>

**CITY OF KIRKLAND
1995 BUDGET
NON-OPERATING FUNDS**

CAPITAL PROJECTS FUNDS

Capital Project Funds are used for two purposes – capital reserves and capital construction of projects approved in the Capital Improvement Program (CIP). The General Capital, Grant Capital and Utility Capital Projects Funds account for expenditures for projects in the first year of the CIP. The Grant Capital Fund also includes the Grant Match Reserve established by Council policy. The remaining funds represent holding accounts for money that will be used in future years to fund the remaining five years of the CIP.

Fund Description	Purpose				Total
	Capital	Reserve	Debt	Other	
310 General Capital Projects	4,150,510				4,150,510
320 Grant Capital Projects	1,150,000	809,741			1,959,741
375 L.I.D. Construction	391,700	100,963			492,663
377 1994 Public Safety Bond Construct	515,798				515,798
393 Street Improvement	1,509,334				1,509,334
475 Utility Capital Projects	3,717,700				3,717,700
477 Water/Sewer Construction		1,674,626			1,674,626
480 1992 W/S Refunding and Revenue		130,000			130,000
<i>Subtotal Capital Projects Funds</i>	<i>11,435,042</i>	<i>2,715,330</i>	<i>0</i>	<i>0</i>	<i>14,150,372</i>
TOTAL NON-OPERATING	15,942,528	14,298,270	3,522,305	541,659	34,304,762
TOTAL OPERATING					47,340,067
TOTAL 1995 CITY OF KIRKLAND BUDGET					81,644,829