

ORDINANCE NO. 3240

AN ORDINANCE OF THE CITY OF KIRKLAND, WASHINGTON, ADOPTING THE BUDGET FOR THE YEAR 1991.

WHEREAS, a public hearing to consider the proposed budget for the City of Kirkland for the year 1991 was duly and properly held on November 27, 1990, all in accordance with law; and

Whereas, following said hearing the City Council did approve and authorize such adjustments and changes as it deemed it necessary and proper and determined the allowances in each item, department, classification and fund;

NOW, THEREFORE, BE IT ORDAINED by the City Council of the City of Kirkland as follows:

Section 1. The budget for the City of Kirkland in the form and content as attached to the original copy of this ordinance is by this reference adopted and approved as the budget for the year 1990.

Section 2. In summary form, the totals of estimated revenues and appropriations for each separate fund and the aggregate totals for all such funds combined are as follows:

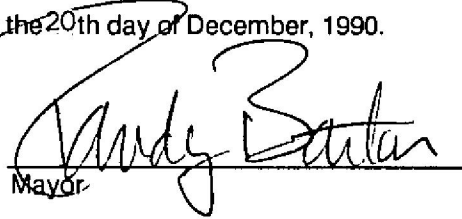
<u>FUNDS</u>	<u>ESTIMATED REVENUES</u>	<u>APPRO- PRIATIONS</u>
Current Expense	\$17,511,320	\$17,511,320
Street Operating	2,208,809	2,208,809
Arterial Street	439,617	439,617
Cemetery Operating	40,313	40,313
Sanitation	2,727,604	2,727,604
Interest Revolving	211,000	211,000
Recreation Revolving	377,248	377,248
Facilities Maintenance	732,203	732,203
Contingency	415,000	415,000
Cemetery Improvement	165,000	165,000
Park & Municipal Reserve	5,254,095	5,254,095
Off-Street Parking Reserve	210,000	210,000
Tour Boat Dock	10,400	10,400
Business Improvement Area	421,400	421,400
Grant Control Fund	681,727	681,727
Park Reserve for Open Space	255,000	255,000
Excise Tax Reserve	2,180,000	2,180,000
L.I.D. Control	203,037	203,037
L.I.D. Guarantee	347,000	347,000
1985 LTD G.O. Refunding	208,213	208,213
1985 G.O. Refunding	465,410	465,410
1989 Service Center LTD/GO	477,010	477,010
Park Bond Debt Service	581,000	581,000
1977 G.O. Bond Fund	180,170	180,170
General Capital Projects	5,362,871	5,362,871
Grant Capital Projects	5,334,449	5,334,449
L.I.D. Construction Control	160,000	160,000
1989 Park G. O. Bond	2,920,000	2,920,000

<u>FUNDS</u>	<u>ESTIMATED REVENUES</u>	<u>APPROPRIATIONS</u>
Street Improvement	1,985,000	1,985,000
Water/Sewer Operating	\$ 4,648,183	\$ 4,648,183
Water/Sewer Replacement	54,500	54,500
1985 Water/Sewer Refunding	550,770	550,770
Water/Sewer Capital Projects	3,838,971	3,838,971
Water/Sewer Construction	916,950	916,950
1987 Water/Sewer Construction	981,326	981,326
1990 Water/Sewer Bond Construction	1,993,000	1,993,000
1987 Water/Sewer Bond Fund	243,120	243,120
1990 Water/Sewer Bonds	359,782	359,782
Equipment Rental	2,570,994	2,570,994
Firemen's Pension	<u>534,000</u>	<u>534,000</u>
	\$68,756,492	\$68,756,492


Section 3. This ordinance shall be in force and take effect five days from and after its passage by the Council and posting or publication as required by law.

PASSED by the City Council in regular meeting on the 20th day of December, 1990.

SIGNED in authentication thereof on the 20th day of December, 1990.

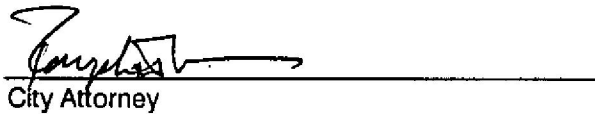


Mayor

Attest:


City Clerk

Approved as to form:



City Attorney

CITY OF KIRKLAND
1991 PRELIMINARY BUDGET
OPERATING FUNDS

DEPT/FUND	1990 BUDGET	1991 BUDGET	AMT OF CHANGE	%
				CHANGE
CURRENT EXPENSE FUND				
NON-DEPT	818,869	1,106,099	287,230	35.08%
CITY COUNCIL	147,600	166,011	18,411	12.47%
CITY MANAGER	223,216	253,998	30,782	13.79%
CITY ATTORNEY	97,330	136,000	38,670	39.73%
LIBRARY	553,346	500,000	(53,346)	-9.64%
PARKS & REC.	1,482,340	1,993,827	511,487	34.51%
PUBLIC WORKS	921,857	1,143,978	222,121	24.09%
ADMIN & FIN.	1,585,971	1,917,406	331,435	20.90%
PLANNING	898,855	1,116,096	217,241	24.17%
POLICE	4,161,698	4,855,993	694,295	16.68%
FIRE	<u>3,722,346</u>	<u>4,321,912</u>	<u>599,566</u>	16.11%
TOTAL CURR EXP	14,613,428	17,511,320	2,897,892	19.83%
OTHER OPERATING FUNDS				
STREET	1,786,586	2,208,809	422,223	23.63%
ARTERIAL ST.	496,523	439,617	(56,906)	-11.46%
CEMETERY	37,514	40,313	2,799	7.46%
SANITATION	2,331,000	2,727,604	396,604	17.01%
INT. REVOLVING	111,000	211,000	100,000	90.09%
REC. REVOLVING	312,450	377,248	64,798	20.74%
FACILITIES	666,848	732,203	65,355	9.80%
WATER/SEWER	4,258,926	4,648,183	389,257	9.14%
EQUIP. RENTAL	2,082,636	2,570,994	488,358	23.45%
TOT OTHER FUNDS	<u>12,083,483</u>	<u>13,955,971</u>	<u>1,872,488</u>	15.50%
TOTAL ALL FUNDS	<u>26,696,911</u>	<u>31,467,291</u>	<u>4,770,380</u>	17.87%

**CITY OF KIRKLAND
1991 NONOPERATING BUDGET**

Fund Name	1990 Budget	1991 Budget	Amount Change	Percent Change
Contingency	366,000	415,000	49,000	13.39%
Cemetery Improvement	168,000	165,000	(3,000)	-1.79%
Park and Municipal Reserve	4,760,765	5,254,095	493,330	10.36%
Off Street Parking Reserve	200,000	210,000	10,000	5.00%
Tour Dock	7,500	10,400	2,900	38.67%
Senior Donation Fund	26,000	0	(26,000)	-100.00%
Business Improvement Area	298,112	421,400	123,288	41.36%
Grant Control Fund	350,000	681,727	331,727	94.78%
Park Reserve for Open Space	364,000	255,000	(109,000)	-29.95%
Excise Tax Reserve	1,692,000	2,180,000	488,000	28.84%
LID Control	134,991	203,037	68,046	50.41%
LID Guarantee	332,000	347,000	15,000	4.52%
1985 LTD/GO Refunding	212,396	208,213	(4,183)	-1.97%
1985 GO Refunding	457,408	465,410	8,002	1.75%
1989 Service Center LT/GO	270,000	477,010	207,010	76.67%
1989 Park Bond Debt	6,085,000	581,000	(5,504,000)	-90.45%
1977 GO Bond	176,935	180,170	3,235	1.83%
General Capital Projects	7,979,388	5,362,871	(2,616,517)	-32.79%
Grant Capital Projects	2,616,603	5,334,449	2,717,846	103.87%
LID Construction	176,200	160,000	(16,200)	-9.19%
1989 Park Bond Construction	5,814,929	2,920,000	(2,894,929)	-49.78%
Street Improvement	1,415,000	1,985,000	570,000	40.28%
Service Center Construction	50,000	0	(50,000)	-100.00%
Water/Sewer Replacement	51,500	54,500	3,000	5.83%
1985 Water/Sewer Refunding	557,432	550,770	(6,662)	-1.20%
Water/Sewer Capital Projects	2,845,217	3,838,971	993,754	34.93%
Water/Sewer Construction	675,500	916,950	241,450	35.74%
1987 Water/Sewer Construction	520,000	981,326	461,326	88.72%
1990 Water/Sewer Bond Construction	1,500,000	1,993,000	493,000	32.87%
1987 Water/Sewer Bond Fund	203,120	243,120	40,000	19.69%
1990 Water/Sewer Bonds	0	359,782	359,782	100.00%
Firemen's Pension	<u>485,000</u>	<u>534,000</u>	<u>49,000</u>	10.10%
Total Nonoperating Budget	40,790,996	37,289,201	(3,501,795)	-8.58%