

Repealed by 3368

ORDINANCE NO. 2378

AN ORDINANCE OF THE CITY OF KIRKLAND RELATING TO THE KIRKLAND WATER SYSTEM ADJUSTING THE WATER SYSTEM CONNECTION CHARGES REQUIRED TO BE PAID BY CUSTOMERS FOR WATER SERVICE, PROVIDING FOR AN ANNUAL ADJUSTMENT TO THE WATER SYSTEM MAIN CHARGE TO REFLECT CHANGES IN THE COST OF CONSTRUCTION AND AMENDING AND SUPPLEMENTING CHAPTER 15.12 OF THE KIRKLAND MUNICIPAL CODE.

BE IT ORDAINED by the City Council of the City of Kirkland as follows:

Section 1. Chapter 15.12 of the Kirkland Municipal Code is hereby amended and supplemented by the addition of a new section thereto being Section 15.12.059 to read as follows:

NEW SECTION

"15.12.059 Criteria for Calculating System Water Main Charge. That portion of the water connection charge required to be paid, pursuant to Section 15.12.051 and denominated as the system water main charge, shall be calculated for all connection charge areas in accordance with the provisions of this section:

(a) Single Family: The system water main charge for single family areas shall be the following amount or said amount adjusted as required by the provisions of subsection (c) of this section:

<u>Single Family Area</u>	<u>Base Amount</u>
Area 1	\$186.00
Area 2	248.00
Area 3	354.00
Area 4	620.00

(b) Non-Single Family: The system main charge for non-single family connection charge areas shall be an amount equal to the square footage of the area to be connected to the water system multiplied by the following amount or said amount adjusted as required by the provisions of subsection (c) of this section:

<u>Non-Single Family Area</u>	<u>Base Amount</u>
Area 1	.037
Area 2	.050
Area 3	.062
Area 4	.087

(c) Annual Adjustment: The Director of Administration and Finance with the advise and consultation of the Director of Public Services shall annually during the month of January, to take effect as of the 1st day of March, adjust the system water main amount set forth in subparagraphs a and b of this section to reflect any increase or decrease in construction costs during the proceeding twelve (12) months. Such adjustment shall be the percentage of increase or decrease in construction costs as determined by the most recent "Engineering News Record Construction Cost Index." The Director of Administration and Finance shall file three (3) copies of the adjusted rates, together with three (3) copies of the "Engineering News Record Construction Cost Index," upon which such adjustment is based with the Deputy City Clerk to be available for use by the general public and the affected city officials and departments."

Section 2. Section 15.12.052 of the Kirkland Municipal Code ~~be and it~~ hereby is amended to read as follows:

"15.12.052 Single family area 1--Inadequate mains or fire hydrants--Private developer installation only. (a) In single family area 1 the connection charge shall be as to each individual connection the sum of the following: a system water main charge [~~of one-hundred-fifty-dollars~~] as provided by Section 15.12.059 plus a meter charge.

(b) The meter charge shall be based upon the size of the meter required and determined as follows:

3/4-inch meter	\$185
1-inch meter	240
Any meter in excess of 1 inch in diameter	The actual cost of the meter, plus installation cost.

(c) Single family area 1 connection rates shall apply to those areas of land developed or to be developed as subdivisions pursuant to the subdivision ordinance, (Ordinance No. 2178) where all interior water lines are required to be installed by or at the expense of the developer. In these areas, no public funds will be sent except upon prior authorization of the city council; provided, however, in minor situations where a fitting or valve or some other similar installation appears advisable and advantageous to the city, the city may make such installation and the cost thereafter shall be charged to the developer or subdivider."

-213

Section 3. Section 15.12.053 of the Kirkland Municipal Code ~~be~~ and it hereby is amended to read as follows:

"15.12.053 Single family area 2--Adequate existing mains and existing fire hydrants previously installed at public expense. Single family areas within the city where there have been installed adequate water mains and adequate fire hydrants at public expense shall be denominated 'single family area 2.'

The connection charge within single family area 2 shall be the sum of the following: system water main charge [~~two-hundred-dollars~~], as provided by Section 15.12.059, plus water meter charge based upon the size of the meter, as established in Section 15.12.051."

Section 4. Section 15.12.054 of the Kirkland Municipal Code ~~be~~ and it hereby is amended to read as follows:

"15.12.054 Single family area 3--Adequate mains and inadequate fire hydrants. Single family areas within the city where adequate mains have been installed at public expense, but fire hydrant installation is either inadequate or non-existent, shall be denominated 'single family area 3.'

The connection charge within single family area 3 shall be the sum of a system water main charge of [~~two-hundred-eighty-five-dollars~~] as provided by Section 15.12.059 [and] plus a meter charge as established in Section 15.12.051."

Section 5. Section 15.12.055 of the Kirkland Municipal Code ~~be~~ and it hereby is amended to read as follows:

"15.12.055 Single family area 4--Inadequate water mains and/or fire hydrants--Installation required to be made at public expense. Single family areas within the city where there have not been installed adequate water mains and/or fire hydrants, whether or not such areas have been previously platted or subdivided, and future installations must be accomplished by the city at public expense, are denominated 'single family area 4.'

The connection charge for single family area 4 shall be the sum of a system water main charge of [~~five hundred-dollars~~] as provided by Section 15.12.059 [and] plus a meter charge as established in Section 15.12.051."

Section 6. Section 15.12.057 of the Kirkland Municipal Code ~~be and it~~ hereby is amended to read as follows:

"15.12.057 Non-single family areas 2, 3 and 4-- Connection charges. (a) Non-Single Family Area 2. Non-single family areas within the city where adequate water mains and fire hydrants have been installed by public expenditure are denominated 'non-single family area 2.'

The connection charge for non-single family area 2 shall be the sum of a system main charge [~~calculated at the rate of [four] cents-per-square-foot-of-area to-be-served-or-benefits,-together-with~~] as provided by Section 15.12.059 plus a meter charge as established in Section 15.12.051; provided, however, that no meter shall be less than one inch in diameter.

(b) Non-Single Family Area 3. All non-single family areas within the city where adequate water mains have been installed by public expenditure, but there are either no fire hydrants installed or inadequate fire hydrant installation are denominated 'non-single family area 3.'

The connection charge for non-single family area 3 shall be the sum of a system main charge [~~calculated [at the rate of [five cents] per-square-foot,-together with~~] as provided by Section 15.12.059 plus a meter charge as established in Section 15.12.051; provided, however, that no meter shall be smaller than one inch in diameter."


(d) The connection charge for non-single family area 1 shall be the sum of a system main charge calculated as provided by Section 15.12.059 plus a meter charge as established in Section 15.12.051 provided, however, that no meter shall be smaller than one inch in diameter.

Section 7. This ordinance shall be in force and take effect five days from and after its passage and publication as required by law, provided, however, that the rates herein established shall become effective on the first day of March, 1978.


Ord. 2378

PASSED by the Kirkland City Council in regular meeting on the 20th day of March, 1978.

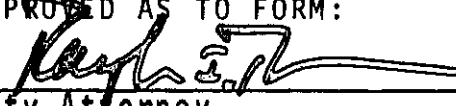
SIGNED IN AUTHENTICATION thereof on the 20th day of March, 1978.


MAYOR

ATTEST:


Director of Administration &
Finance
(ex officio City Clerk)

APPROVED AS TO FORM:


City Attorney

DEPARTMENTS OF COMMUNITY DEVELOPMENT AND PUBLIC SERVICE

M E M O R A N D U M

March 10, 1980

To: Tom Anderson *TA*
From: Jerry Link *JL*
Subject: Water System Fee Adjustment - 1980

In accordance with Title 15.12.059(C) the following information is presented for your consideration.

The January 17, 1980 issue of "Engineering News Record" shows the percent change in the construction cost index to be 9.3% higher for the previous year in the Seattle area (see Exhibit "A").

The area or system fees adjusted up by 9.3% would be as follows:

<u>Single Family Area</u>	<u>1979</u>	<u>1980 (new)</u>
1	\$208	\$227
2	277	303
3	395	432
4	693	757

<u>Non-Single Family Area</u>	<u>1979</u>	<u>1980 (new)</u>
1	\$.041	\$.045
2	.056	.061
3	.069	.075
4	.097	.106

I recommend the system water fees be adjusted as indicated above.

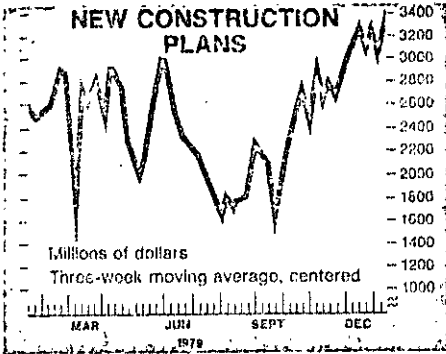
Title 15.12.059(c) requires that you must adjust these fees, with the advice and consultation with the Director of Public Service in January to take effect the first day of March. Please consider the above as my "advice and consultation" as suggested by the referenced provision.

Please let me know on what date you wish these adjusted fees to take effect.

bk
1065A
cc: Fred French
Attachment: Excerpt from Market Trends

Latest week

COST INDEXES ENR 20-cities 1913=100	Jan. 10	Change from last	
	Index value	month %	year %
Construction Cost	3,130.75	-0.1	+ 9.1
Building Cost	1,896.67	-0.3	+9.2
Common labor (CC)	5,907.83	0.0	+ 8.2
Skilled labor (BC)	2,663.68	0.0	+ 7.4
Materials	1,428.67	-0.7	+11.2



50-state totals ENR-reported	Week of		Cum. 3 weeks	
	Jan. 17	1980	change	'79-'80
	\$ millions		%	
BIDDING VOLUME				
Total construction*	1,753.5	4,061.2	+ 11	
Heavy & highway	220.4	1,043.4	- 47	
Nonresidential bldg.	1,476.2	2,709.7	+ 82	
Housing, multifunit	56.9	308.1	+ 56	
NEW PLANS				
Total construction*	3,799.4	10,474.4	+ 35	
Heavy & highway, total	2,230.3	5,413.3	+ 27	
Water use & control	732.8	1,456.8	+ 30	
Waterworks	180.8	391.1	+ 50	
Sewerage	147.8	444.6	- 16	
Treatment plants	89.9	240.3	+ 47	
Earthwork, waterways	404.2	621.1	+280	
Transportation	1,036.6	3,245.3	+ 56	
Highways	654.2	2,106.4	+ 67	
Bridges	179.4	884.6	+255	
Airports	203.4	265.2	+566	
Terminals, hangars	159.9	191.9	+900	
Elec. gas, comm	426.0	561.5	- 37	
Other heavy const.	33.8	137.6	- 20	
Nonresidential bldg.	1,218.7	3,894.2	+ 42	
Manufacturing	352.9	805.5	+ 46	
Commercial	452.7	1,251.5	+ 31	
Offices	298.3	762.7	+ 80	
Stores, shopping ctrs.	91.2	341.5	- 10	
Educational	94.0	393.9	+ 17	
College, university	20.2	126.8	- 18	
Medical	139.6	375.8	+ 50	
Hospital	111.7	294.4	+ 58	
Other	179.5	1,067.5	+ 64	
Housing, multifunit*	350.4	1,166.9	+ 52	
Apartments	230.4	849.9	+ 87	

*Excludes 1-2 family houses. Minimum sizes included are: Industrial plants, heavy and highway construction, \$100,000; buildings, \$500,000.

NEW CONSTRUCTION CAPITAL

	Week of		Cum. 2 weeks	
	Jan. 10	1980	change	'79-'80
	\$ millions		%	
Total new capital	114.4	167.8	- 26	
Corporate securities	95.0	95.0	+ 57	
State and municipal	19.4	72.8	- 57	
Housing	0	17.8	- 68	
Other bldg and heavy	19.4	55.0	- 51	

Latest month

ENR COST INDEXES IN 22 Cities

Based on 1913 U.S. average = 100

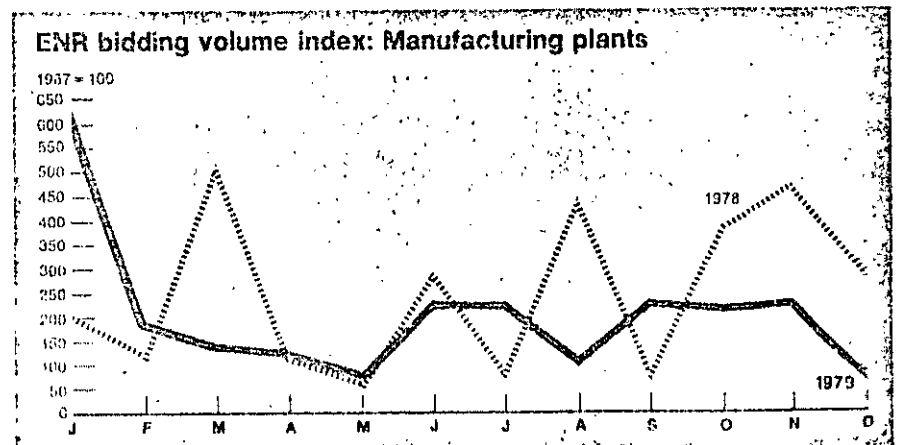
City	CONSTRUCTION COST				BUILDING COST			
	Jan. 80 Index	Percent change from last		Jan. 80 Index	Percent change from last			
		month	year		month	year		
Atlanta	2,364.56	-0.8	+10.7	1,616.13	-1.2	+10.1		
Baltimore	2,719.35	0	+13.5	1,821.34	0	+11.2		
Birmingham	2,386.12	-1.9	+5.4	1,656.13	-2.7	+8.4		
Boston	3,071.68	-0.8	+10.8	1,881.54	-1.1	+8.2		
Chicago	3,255.91	-0.3	+8.0	1,942.99	-0.6	+7.2		
Cincinnati	3,349.06	0	+8.4	1,967.81	+0.4	+8.7		
Cleveland	3,548.99	-0.5	+8.6	1,946.21	-0.8	+7.6		
Dallas	2,404.39	-0.9	+15.4	1,719.71	-1.3	+10.5		
Denver	2,771.23	+1.2	+8.0	1,793.92	-2.1	+6.0		
Detroit	3,492.88	0	+8.4	2,043.37	0	+9.4		
Kansas City	3,219.28	+1.1	+5.9	1,867.88	-2.0	+6.4		
Los Angeles	3,630.12	-0.2	+7.7	2,057.17	-0.4	+7.3		
Minneapolis	3,139.11	-0.5	+7.9	1,887.66	-0.8	+8.5		
New Orleans	2,671.05	-0.8	+13.8	1,716.59	-1.3	+9.6		
New York	3,596.82	+0.5	+8.1	2,113.61	+1.0	+11.9		
Philadelphia	3,183.94	0	+12.1	1,974.89	0	+16.4		
Pittsburgh	3,180.58	0	+8.4	1,975.64	0	+10.0		
St. Louis	3,344.21	0	+7.5	1,845.81	0	+11.1		
San Francisco	3,806.14	0	+8.4	2,228.05	0	+9.3		
Seattle	3,495.81	-0.1	+9.3	1,893.61	-0.1	+7.3		
U.S.-20 Cities' avg.	3,131.58	-0.3	+8.1	1,897.49	+0.6	+9.2		
Montreal	3,055.37	+0.6	+11.8	1,888.18	+1.0	+13.4		
Toronto	3,331.71	-0.1	+7.1	1,850.11	-0.2	+7.8		

ENR WAGE, MATERIALS AND COST INDEXES 20 Cities

Based on each city's 1967 average = 100

City	COMMON LABOR		SKILLED LABOR		MATERIALS PRICES		Const Index	Bldg Cost Index
	Jan. 80 Index	% chg fr Jan. 79	Jan. 80 Index	% chg fr Jan. 79	Jan. 80 Index	% chg fr Jan. 79		
Atlanta	285.24	+10.0	242.48	+8.2	301.96	+12.1	290.64	269.30
Baltimore	318.28	+11.8	250.78	+5.7	325.92	+16.8	308.28	284.88
Birmingham	287.50	+3.4	269.24	+7.3	284.31	+9.4	285.99	275.87
Boston	275.51	+10.0	250.59	+4.3	302.95	+12.7	283.21	273.58
Chicago	273.10	+9.2	261.29	+9.2	262.56	+4.8	269.99	261.88
Cincinnati	309.68	+7.6	288.65	+6.9	318.62	+10.8	315.18	307.60
Cleveland	288.32	+9.3	272.70	+8.4	275.41	+6.5	283.23	273.78
Dallas	304.98	+17.5	267.32	+9.1	285.99	+12.0	304.27	284.68
Denver	289.85	+8.8	266.21	+5.7	289.45	+6.4	283.59	274.28
Detroit	283.23	+7.5	284.92	+8.0	263.90	+11.4	278.84	276.42
Kansas City	320.08	+5.5	286.98	+5.9	290.06	+7.0	311.26	288.44
Los Angeles	310.99	+7.9	300.23	+7.2	310.17	+7.6	307.88	298.81
Minneapolis	287.28	+6.7	260.43	+6.2	312.38	+10.7	273.76	273.98
New Orleans	328.00	+12.6	263.62	+3.3	305.07	+16.5	319.42	283.05
New York	242.14	+5.7	238.33	+9.0	314.40	+16.1	258.64	265.76
Philadelphia	296.93	+4.8	256.67	+3.7	346.58	+34.0	310.79	293.66
Pittsburgh	288.56	+7.7	258.67	+9.7	316.02	+10.3	285.77	268.25
St. Louis	266.02	+4.2	241.12	+5.6	312.43	+17.6	276.85	270.40
San Francisco	297.94	+10.2	294.70	+14.0	306.87	+3.1	300.70	299.45
Seattle	307.59	+10.9	288.14	+9.3	316.66	+4.7	309.83	299.56

Trends to watch



Manufacturing awards slid 67% in December and finished the year 24% behind '78